

Optima Steamer Spray Guns

Gun Types

Optima Steamer Steam Spray Guns are built with premium, custom-made triggers from P.A. SpA in Italy and use steam-rated valve "shutters" built specifically for use with the Optima Steamer.



Standard Gun

- 3/8" internal stainless steel piping
- 1/4PT threading for nozzle/lance
- 3/8PF hose fitting at handle base



Power Gun

- 5/8" piping for increased output
- 1/4PT threading for nozzle/lance
- 3/8PF hose fitting at handle base



Power Gun PRO

- 5/8" piping for increased output
- 1/4PT threading for nozzle/lance
- 3/8PF hose fitting at trigger for reduced handle temps and better control


Hose Types

The Optima's custom made steam hoses come in 2 classes—**Standard**, which has a 3/8" inner Teflon core and **Power**, which uses a 5/8" inner core for maximum output.

Standard, 3/8" core



Power, 5/8" core



STEAM NOZZLE PROTECTION

Polished brass nozzles have 2 layers of silicone that protect against scratching¹ and insulate hot components².



00-70015
with 3.5mm nozzle;
included w/ Optima Steamer*



00-70024
with 5.5mm
nozzle for maximum output



00-70019
with 5.5mm
nozzle for maximum output

STEAM NOZZLE SIZES

00-70229
2.5mm for detailing

00-70230
3.5mm for general
purpose cleaning



00-70233
5.5mm for
maximum output



STANDARD QUICK-CONNECT ATTACHMENTS

Various types of nozzles, lances and tools can easily attach to the coupler via the Standard Plug, **00-71207**



00-70274

Standard Quick-Connect Steam Gun, 00-70274

Comes with Stainless Steel Quick-Connect Coupler (00-71205). Compatible with Standard Quick-Connect Nozzles and attachments. Included with most Optima Steamer packages*.


POPULAR QUICK-CONNECT ATTACHMENTS FOR 00-70274



00-70025 "Cutting" Fan Nozzle



00-71608 Turbo Nozzle



00-71607 Quiet Nozzle



KC35 HEAVY DUTY QUICK-CONNECTS

Upgrade to the robust KC35 QC for increased durability and strength. Nozzles and lances using the Heavy Duty Plug, **35-50040**, easily connect to all Steam Guns with the black, Heavy Duty Coupler.



85-50047
Standard Gun with
KC35 Heavy Duty Quick-Connect

Heavy-Duty Quick-Connect Steam Guns featuring KC35 Couplers by MTM



85-50136
Power Gun with
KC35 Heavy Duty Quick-Connect



00-70019
Power Gun PRO with
KC35 Heavy Duty Quick-Connect

INCREASED STRENGTH AND DURABILITY


KPS45 Heavy Duty QC Plugs provide extra strength and stability and are now standard for specialty tools and lances. **Heavy Duty Plug 35-50040**



85-50056
Floor Spinner



85-53006
Floor Scrub Brush



85-50038
Weed Control Mower